

HOW TO USE SANNAN SOFTWARE

1. (LED Station V 5.1 setup,zip)



This is first software.Used for our panel wiring connections. so we you received this one ,Install the software.you can follow this video([SANNAN Software video LED Station2018](#))

2.([SanNan-New module file.zip](#))

Since the dynamic panel series of our company is constantly upgrading, there may be modules on our source software, so for your better use, you can add modules in ([LED Station V 5.1 Setup, ZIP](#)). For specific operations, you can refer to the video tutorial.([SanNan-How to add video to module \(E\)](#))

3.(LED TO LDX)

V3.1



P20A-12V/1-8-Point x14Panel

P20B-5V/1-2-Point x 3K LED

P30C-5V/1-2-Point x 3K LED

P40D-12V/1-2-Point x 3K LED

P7.5/USB-1-2-Point x2Panel

Single product/usb 1-2-pointX3K LED

V3.52



P20B-5V/4-8-Point x 3K LED

P30C-12V/4-8-Point x 3K LED

P40-12V/4-8-Point x 3K LED

P30C-5V/4-8-Point x 3K LED

P30-RGB-5V-light bar/4-8-Point x 1K LED

V3.8



P16-RGB-/1-8-Point x 8 Panel/One point

P20-RGB-/1-8-Point x8 Panel/One point

P25 RGB+W/1-8-Point x 26 Panel/One point

P30 RGB+W/1-8-Point x 26 Panel/One point

P7.5-/1-8--Point x 4 Panel/One point

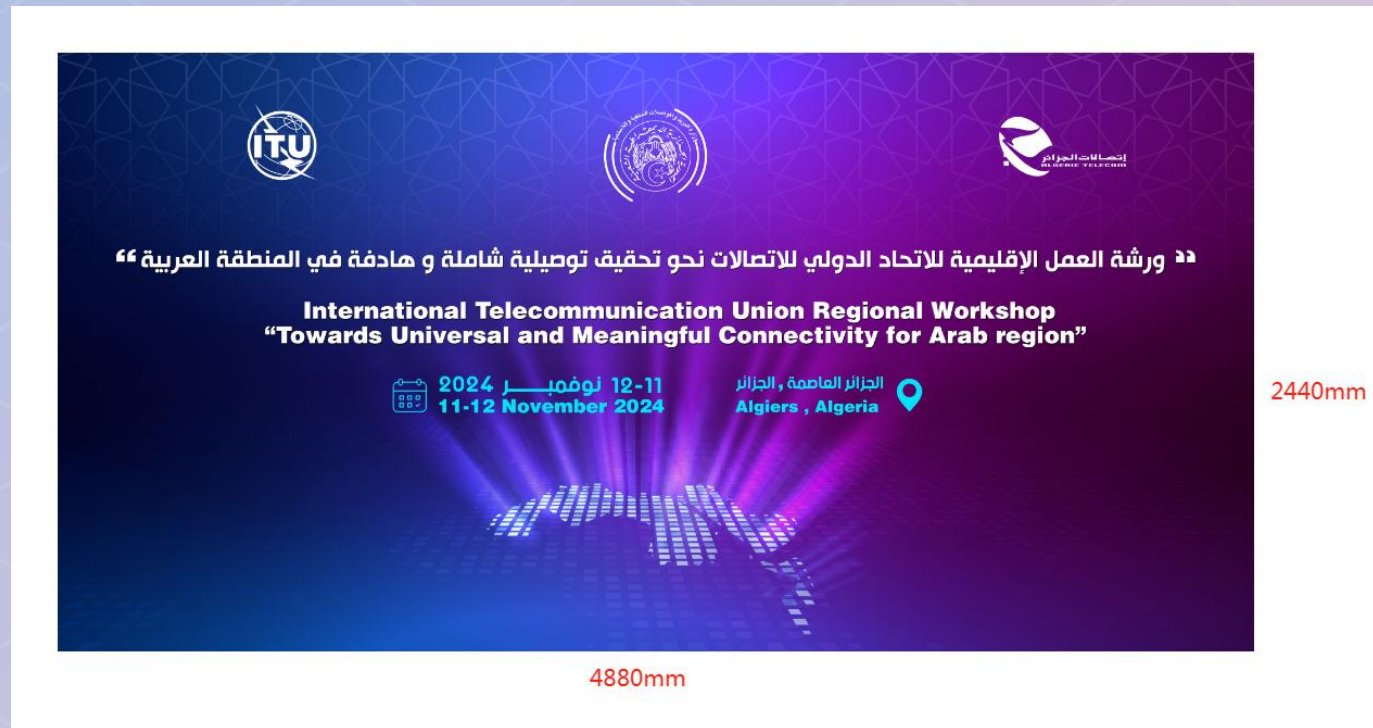
P10-F/1-8Point x10 Panel/One point

This software is the controller program outgoing
software,

HOW TO DESIGN DYNAMIC EFFECT

Step 1

When the customer wants to make a 4880x2440mm dynamic light box, what are the steps of designing the animation effect?



1. First, the customer needs to send a high-definition picture of the light box with the same size as the light box.

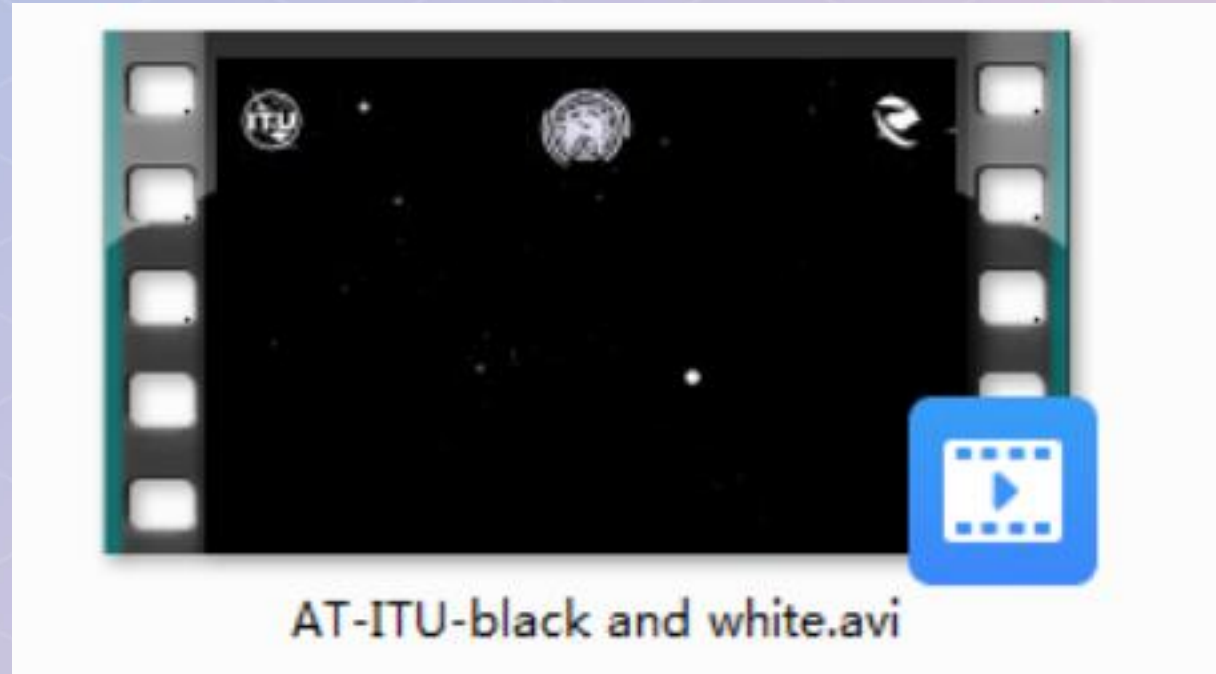
Image format (PDF,JPG,AI)

Step 2



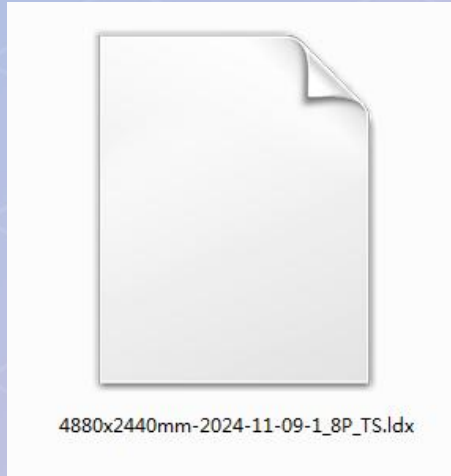
2. Next, our designers will design the animation effects according to the client's requirements or on their own. After the design is finished, we will send the animation video to the client to confirm the animation effect. (see above animation video)we will use (**Adobe After Effects**)this software to designer,if you want to learn how to design you can learn by youtube.

Step 3



3. After the client confirms the animation effect, the designer outputs the animation as a black and white animation file in AVI

Step 4



animation program



SANNAN
softwares

4. Engineers use our software to convert black and white animation files into animation programs based on the drawings of the light box.

Finally we will have the **LDX suffix** animation program.

Step 5

5. We send the animation program to the client. The customer saves the animation program to the TF card according to the following steps.

6. Finally, insert the TF card into the light box controller, and the light box will display the animation effect you want after the power is turned on.



Dynamic master CONTROL TF card copy program method



Received the program compressed file, unzip file:

1. first, format the TF card (USB stick) to FAT32 format.
2. copy the extracted LDX file into the TF card.
3. After the light box is powered off, insert the TF card into the main control card slot and press to lock it
4. Then re-energize the light box
5. Power off the light box before inserting and removing the TF card

The url: www.snkcn.com

Email: cczm2010@163.com

Address: 2 / F, Building A, Jianghai Industrial Park, No.7
shiyuan Town, Baoan District, Shenzhen